



BRICKMOULD VINYL WINDOWS & PATIO DOORS

Awning | Casement | Double-Hung | Single-Hung | Sliding
Fixed, Radius & Geometric | Sliding Patio Doors



TRADITIONAL DURABILITY

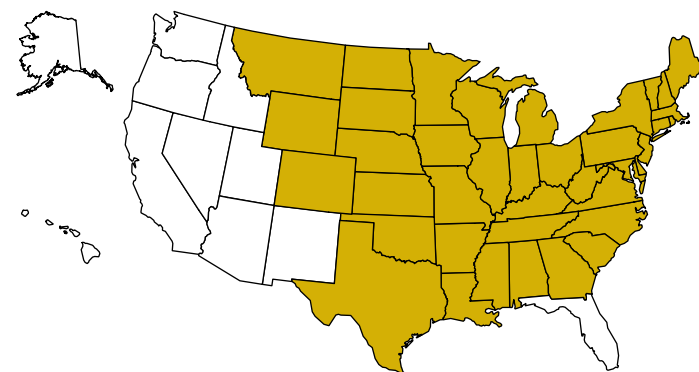


Where do Georgian architecture and low-maintenance durability meet?

At JELD-WEN, the answer is our Brickmould Vinyl windows and patio doors. We've created each one to deliver the energy efficiency and stability of vinyl, while emulating the look of traditional wood windows and patio doors. Symmetry, decorative trim and double-hung sash windows with divided lites are some window characteristics of traditional Georgian architecture. JELD-WEN® Brickmould Vinyl modernizes the classic look with amenities such as removable and tilt sashes for easy cleaning. What's more, our high-quality vinyl color goes all the way through, so our windows and patio doors will remain beautiful year after year.

Each Brickmould Vinyl window and patio door is backed by an industry-leading lifetime warranty that is transferable for 10 years. We even cover the labor to replace or repair defective products. To view the complete warranty, see page 14.

We've included comprehensive information about JELD-WEN® Brickmould Vinyl windows and patio doors in this catalog. For installation and maintenance instructions, visit www.jeld-wen.com/resources.



JELD-WEN® Brickmould Vinyl—
U.S. Availability

■ All window styles in this catalog are available in the states that are highlighted in yellow.

Table of Contents

Option Highlights	4	Fixed, Radius & Geometric Windows.....	12
Glass Types.....	6	Sliding Patio Doors.....	13
Awning & Casement Windows	9	Warranty	14
Double-Hung, Single Hung Tilt Sash & Sliding Windows	10		

ALL THE RIGHT DETAILS

Our Brickmould Vinyl windows and patio doors are available with many options. Some of these choices will enhance a home's visual appeal, while others help make installation easier. The features available for each window are shown in the product section, beginning on page 9.

Colors

Brickmould Vinyl windows and patio doors are available in eight EverTone™ exterior colors: Chestnut Bronze, Mesa Red, Hartford Green, French Vanilla, Dark Chocolate, Black, Arctic Silver and Desert Sand. These colors complement many popular trim and exterior paint colors. Whichever color you select, know that it will remain vivid and true year after year. Interior color choices are White, Desert Sand and Almond.

EverTone Colors



Standard Vinyl Colors



Actual colors may vary from the samples displayed. Some colors may be subject to regional availability.

WEN-Lock®

The WEN-Lock is our exclusive automatic locking system, which is available on our single-hung and sliding windows. It features a slim profile that's easy to engage, as well as a tamper-resistant design. In fact, this lock has passed all ASTM forced-entry resistance tests. It also has a visible latch indicator (VLI) that lets you know if the window is locked. The VLI can only be seen from indoors.

ADA-Compliant WEN-Lock®

We used our existing WEN-lock and added a pull cord to create a system that meets ADA compliance. The pull cord is long enough to accommodate the reach and accessibility requirement and is adjustable to shorter lengths if necessary after installation.



Integral Brickmould with J-channel

Our standard integral brickmould and nailing fin creates a J-channel, allowing the siding to slip between the brickmould and nailing fin. This feature makes installation a breeze and produces a clean, streamlined appearance. It's perfect for new construction.



Note: All options are subject to regional availability. Contact your local JELD-WEN dealer for more information.



A PALETTE OF LIGHT

Low-E and LoE³-366 Insulating Glass

High-performance Low-E insulating glass comes standard and helps lower energy costs, allows homes to stay cooler in the summer and warmer in the winter, prevents fading of interior furnishings, and reduces condensation. It also delivers greater visible light transmittance than tinted glass. We also offer optional LoE³-366, which provides even more protection against heat loss and fading, as well as greater energy savings.

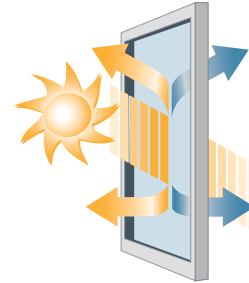
Most JELD-WEN® vinyl windows and patio doors with Low-E glass are ENERGY STAR® qualified. ENERGY STAR products help Americans save energy, save money and reduce their carbon footprints. ENERGY STAR criteria for windows are based on the U-factor and Solar Heat Gain Coefficient (SHGC) combinations that provide significant energy efficiency for a given climate zone. It's easy! Just tell your JELD-WEN dealer you want JELD-WEN windows that are ENERGY STAR qualified for your climate zone.

For more information, visit www.jeld-wen.com/energyefficiency.

ENERGY STAR®

Many JELD-WEN windows and doors are ENERGY STAR qualified. Homeowners can save energy—and money—by replacing old windows with ENERGY STAR qualified windows and pay a 7-15 percent lower household energy bill. Lower energy consumption also reduces greenhouse gas emissions from power plants and shrinks a house's carbon footprint. JELD-WEN has been an ENERGY STAR partner since 1998.

In warm weather, Low-E glass reflects the sun's energy and prevents it from entering the home.



In cold weather, Low-E glass reduces the amount of heat lost by reflecting it back inside.



Tempered Glass

Tempered glass is the result of a heat-treating process, which makes it stronger. After glass has been tempered it will not break into dangerous shards, but into smoother round pieces. Local codes often require tempered glass to be used in all windows that are close to the floor or near doors, bathtubs or showers.

Textured and Tinted Glass

In addition to high-performance glass options, we offer textured and tinted glass to enhance a home's appearance. Our assortment includes the glass types shown here.

Textured



Obscure

Tinted



Gray tinted



Bronze tinted

Neat®

With this glass option you gain natural cleaning convenience. By harnessing the sun's UV rays (even when the sky is cloudy) to loosen dirt from the glass, rainwater can easily rinse away grime. No manual activation is required.



Clear Insulating

This glass consists of two panes of glass, sealed with an airspace (this is a spacer in between the dual panes of glass), and the perimeter of the unit is sealed. This option offers maximum visible light transmittance while also providing energy efficiency in moderate climates.

Laminated


Laminated glass consists of panes of glass with an invisible interlayer, sandwiched together to create an extremely sturdy glass unit. This provides increased protection for home safety and from incidental impact; it also provides an improved barrier against sound and harmful UV rays.

Grilles Between the Glass (GBG)

Add character to any home with our grilles between the glass (GBG). They're an ideal choice because they require no upkeep and will not interfere with window cleaning. Select from 5/8" or 7/8" flat grilles, or 5/8" or 1" contour grilles. These grilles are available in the color that matches the window you choose.*



Contour Grille



Flat Grille

Simulated Divided Lites (SDL)

For a true "paned" window look, our simulated divided lites feature bars that are permanently adhered to both the interior and exterior glass; an optional shadow bar between the panes of glass is also available. Available in 7/8" width only.



*Note: All options are subject to regional availability. Contact your local JELD-WEN dealer for more information.
Check with your JELD-WEN dealer for two tone grid availability.



Whether you're remodeling homes or creating them from scratch, you want them to look as attractive as possible. With Brickmould Vinyl windows and patio doors from JELD-WEN, they will. They're available in a range of sizes, and you can count on each one to be durable, secure, energy efficient and reliable.

Premium Vinyl awning windows present a classic look and practical features. Awning windows are hinged at the top and swing out to provide ventilation while offering protection from wind and rain. An ideal choice for a contemporary home, our Premium Vinyl casement windows are available with hinges on either the left or right side, facilitating the sash as it opens outward in a swinging motion. In addition, the hinged side of the sash moves away from the jamb, which makes it possible to reach between the sash and the window frame for easy cleaning.

Standard Features

- Color: White
- Nesting handle
- All frames are assembled utilizing fusion-welded technology for added strength and durability
- Frames incorporate a traditional Brickmould profile with an integral J-channel and nailing fin
- Frame jamb depth is 3-3/8"
- Sash is 2-1/4" thick (57.15mm)
- Insulating Low-E glass
- Finpile weatherstrip applied along full perimeter of operating sash
- Double row of nylon-encased, closed-cell foam weatherstrip along full perimeter of the frame
- Awnings utilize scissor hardware with corrosion-resistant coating and two single actuating handle locks; color-matched lock and operator
- Casements utilize dual-arm operators with corrosion-resistant coating and a multipoint lock with a single actuating handle (some smaller units utilize a single-arm dyad operator)
- Fiberglass charcoal-color insect screen in aluminum frame to match the color of the unit*
- DP C50 rating**

Optional Features


- Color: Desert Sand or Almond
- EverTone™ colors: Chestnut Bronze, Mesa Red, Hartford Green, French Vanilla, Dark Chocolate, Black, Arctic Silver and Desert Sand
- Simulated divided lites (SDL) available in 7/8" profile
- Grilles between the glass (GBG) with 5/8" or 7/8" flat or 1" contour grilles
- Insulating glass available in clear, LoE³-366, tinted, textured, laminated or Neat® (subject to regional availability)
- All glass is available tempered

*Insect screens are intended to allow air and light in while keeping insects out. They are not intended to stop children from falling through an open window. For safety screens or other security devices, contact your local building supply retailer.

**Depending on size and configuration, these products may qualify at a higher DP rating. Check with your supplier for more information.



Casement window exterior, shown in Chestnut Bronze



Awning Window exterior, shown in French Vanilla

DOUBLE-HUNG, SINGLE-HUNG TILT SASH & SLIDING WINDOWS

The double-hung is a traditional window style often associated with Georgian architecture. Each double-hung window features an upper and lower sash that slide vertically past each other in a single frame. Each of our single-hung tilt sash windows includes a fixed top sash and a bottom sash that slides vertically. The tilt sash feature allows for easy cleaning.

Sliding windows are composed of two sashes—one that is fixed and one that slides either left or right on grooves or tracks. The operating sash can be removed to make cleaning a snap.

Standard Features

- Color: White
- All frames are assembled utilizing fusion-welded technology for added strength and durability
- Frames incorporate a traditional Brickmould profile with an integral J-channel and nailing fin
- Insulating Low-E glass
- Double-hung tilt sash for easy cleaning
- Style Cam-Lock
- High-quality finpile weatherstrip applied along the full perimeter of the operating sash
- Fiberglass charcoal-color insect screen in aluminum frame to match the color of the unit*
- Double-hung jamb depth is 3-5/8"
- Single-hung and sliding Jamb depth is 2-29/32"
- DP 20 rating

Optional Features

- Color: Desert Sand or Almond
- EverTone™ colors: Chestnut Bronze, Mesa Red, Hartford Green, French Vanilla, Dark Chocolate, Black, Arctic Silver and Desert Sand
- Simulated divided lites (SDL) available in 7/8" profile
- Grilles between the glass (GBG) with 5/8" or 7/8" flat or 1" contour grilles
- Insulating glass available in clear, LoE³-366, tinted, textured, laminated or Neat® (subject to regional availability)
- All glass is available tempered
- ADA-compliant WEN-Lock
- DP 50 rating**
- Secondary stops for nighttime ventilation

*Insect screens are intended to allow air and light in while keeping insects out. They are not intended to stop children from falling through an open window. For safety screens or other security devices, contact your local building supply retailer.

**Depending on size and configuration, these products may qualify at a higher DP rating. Check with your supplier for more information.



Double-hung window exterior, shown in Mesa Red



Single-Hung tilt sash exterior, shown in Hartford Green



Sliding window exterior, shown in Arctic Silver



FIXED, RADIUS & GEOMETRIC WINDOWS

Our fixed, radius and geometric windows come in a wide variety of shapes, with either curved or straight frames. We design them to be used as freestanding units or in combination with other vinyl windows.

Standard Features

- Color: White
- All frames are assembled utilizing fusion-welded technology for added strength and durability
- Frames incorporate a traditional Brickmould profile with an integral J-channel and nailing fin
- Insulating Low-E glass
- Jamb depth is 3-1/4"
- DP 50 rating**

Optional Features

- Color: Desert Sand or Almond
- EverTone™ colors: Chestnut Bronze, Mesa Red, Hartford Green, French Vanilla, Dark Chocolate, Black, Arctic Silver and Desert Sand
- Simulated divided lites (SDL) available in 7/8" profile
- Grilles between the glass (GBG) with 5/8" or 7/8" flat or 1" contour grilles
- Insulating glass available in clear, LoE³-366, tinted, textured, laminated or Neat® (subject to regional availability)
- All glass is available tempered
- DP 50 rating**



Exterior, shown in Desert Sand



Exterior, shown in White

SLIDING PATIO DOORS

This patio door opens by sliding along horizontal stainless steel tracks at the head and sill. Our sliding patio doors are fully assembled with either a right or left operating panel.

Standard Features

- Color: White
- Interior is a contemporary D-handle while the exterior is a low-profile contour handle
- All frames are assembled utilizing fusion-welded technology for added strength and durability
- Finpile weatherstrip applied along perimeter face of operating panel
- Frames incorporate a traditional Brickmould profile with an integral J-channel and nailing fin
- Overall frame jamb depth is 4-9/16". Jamb depth is 3-1/4" behind nailing fin
- Insulating Low-E glass
- Fiberglass charcoal-color insect screen in aluminum frame to match the color of the unit*
- DP 20 rating**

Optional Features

- Color: Desert Sand or Almond
- EverTone™ colors: Chestnut Bronze, Mesa Red, Hartford Green, French Vanilla, Dark Chocolate, Black, Arctic Silver and Desert Sand
- Simulated divided lites (SDL) available in 7/8" profile
- Grilles between the glass (GBG) with 5/8" or 7/8" flat or 1" contour grilles
- Insulating glass available in clear, LoE³-366, tinted, textured, laminated or Neat® (subject to regional availability)
- All glass is available tempered
- Three-panel doors (check for regional availability)



Exterior, shown in White

**Depending on size and configuration, these products may qualify at a higher DP rating. Check with your supplier for more information.

*Insect screens are intended to allow air and light in while keeping insects out. They are not intended to stop children from falling through an open window. For safety screens or other security devices, contact your local building supply retailer.

**Depending on size and configuration, these products may qualify at a higher DP rating. Check with your supplier for more information.

JELD-WEN® VINYL WINDOW & PATIO DOOR LIMITED WARRANTY

OUR WARRANTY TO YOU...

JELD-WEN® Products¹ are designed to create lasting value for your home. This warranty is effective for all JELD-WEN vinyl Products (except United Collection products) manufactured on or after **July 1, 2010** for use in the United States and Canada. Any previous warranties will continue to apply to products manufactured by JELD-WEN prior to this date. For additional information, including care and maintenance instructions, installation instructions, and previous warranties, refer to www.jeld-wen.com or www.jeld-wen.ca.

What this warranty COVERS

Except as set forth in the Special Coverages section below, we warrant that if your JELD-WEN Product exhibits a defect in material or workmanship within the time periods from the date of manufacture as specified below, we will, at our option, repair, replace or refund the purchase price of the Product or component part. Skilled labor² (where deemed necessary by us) to repair or replace any component is provided for **two (2)** years from the date of manufacture.

Owner-Occupied Single-Family Residence Lifetime Warranty

We warrant our Products to the original owner of the owner-occupied single-family residence in which they are initially installed **for as long as you own and occupy your residence**.

Transferability

The Owner-Occupied Single-Family Residence warranty is transferable as follows. In the event you sell your residence or it becomes occupied by other than the original owner, the warranty is **ten (10)** years from the date of manufacture.

Commercial Ten Year Warranty (Other than Owner-Occupied Single-Family Residence)

We warrant our Products for a period of **ten (10)** years from the date of manufacture.

Transferability

The Commercial warranty is transferable as follows. In the event you sell the building, this warranty is transferable to subsequent owners.

Special Coverages (Applies to both Owner-Occupied and Commercial)

The following special coverages include **free** replacement parts.

ImpactGard® Glass: We warrant each ImpactGard glass unit for **ten (10)** years.

Special Glazings (including laminate glass units other than ImpactGard): We warrant special glazings (including glass options not listed in our product literature e.g., leaded or decorative glass) for **five (5)** years.

Blinds/Shades Between the Glass: We warrant the insulated glass unit (including the seal), the external control mechanism, and the operation of the shade/blind for **ten (10)** years.

Triple-Glazed Products: We warrant triple-glazed insulated glass units for **twenty (20)** years.

Spontaneous Glass Breakage: We warrant sealed glass units installed in windows and patio doors (excluding laminated glass, and special glazings) for spontaneous breakage for **one (1)** year (to include free replacement glass and skilled labor² necessary to replace the glass for **one (1)** year. Spontaneous breakage occurs when the glass develops a crack without sign of impact.

Retractable Screens: We warrant retractable roll screens for **five (5)** years.

Colored Exterior and Laminated Interior: We warrant that our factory-applied painted exterior color and factory-applied laminate interior finishes will not peel, blister, or flake for **ten (10)** years. Our applied exterior color will not exhibit excessive color change³ for **ten (10)** years. Note: this coverage does not extend to discoloration, polish, surface damage, or alteration caused by the use of natural or chemical solvents or an environmental factor causing such damage.

Accidental Screen Damage: On our Bravo, Primo and Ipex Replacement window and patio door product lines, our standard component warranty (Owner-Occupied or Commercial) will extend to screen damage unless the damage is attributable to acts of nature (e.g. fire, hurricane, etc.), civil disorder, building settling, structural failures of walls or foundations or improper installation, construction job-site mishaps, storage, or handling.

Accidental Glass Breakage: On our Bravo, Primo and Ipex Replacement window and patio door product lines, and on any other vinyl Products ordered with the "RS" glass package, our standard component warranty (Owner-Occupied or Commercial) will extend to accidental glass breakage. This coverage does not apply to damage attributable to acts of nature (e.g. fire, hurricane, etc.), civil disorder, building settling, structural failures of walls or foundations or improper installation, construction job-site mishaps, storage, or handling. Special glazings and ImpactGard glass are not covered by this glass breakage warranty.

How To Get Assistance

If you have a problem with your JELD-WEN Product, contact the dealer/distributor or contractor from whom you purchased your product or contact us directly:

In the United States:	
Mail:	JELD-WEN Customer Care Attn: Vinyl Warranty Claims P.O. Box 1329, Klamath Falls, OR 97601
Phone:	888-JWHelpU (888-594-3578)
Fax:	800-436-5954
Email:	CustomerServiceAgents@jeld-wen.com
In Eastern Canada:	
Mail:	JELD-WEN Service Department 90, rue Industrielle Saint-Appollinaire, Quebec, Canada GOS 2E0
Phone:	800-463-1930
Fax:	888-998-1599
In Western Canada:	
Mail:	JELD-WEN Service Department 550 Munroe Avenue Winnipeg, Manitoba, Canada R2K 4H3
Phone:	888-945-5627
Fax:	204-668-8230
Email:	204-663-1072 wpgservice@jeld-wen.com

We can respond quickly and efficiently if you provide the following: a) product identification (from the original order/invoice, spacer code, permanent label, or the window identification number found on corner of glass), b) how to contact you, c) the address where the product can be inspected, and d) a description of the apparent problem and the product (photographs are helpful).

What We Will Do

Upon receiving your notification, we will send out an acknowledgement, usually within three business days. We will investigate your claim and will begin to take appropriate action within 30 days after notification. If it is determined that the Product does not have a defect covered by the labor warranty, we may charge an inspection fee for any onsite inspection that is required or requested by you. Because manufacturing materials and techniques can change, replacement part(s) may not be an aesthetic match to the original. Replacement components/products are warranted for the balance of the original product warranty or 90 days, whichever is longer. If we determine we are unable to provide replacement parts and repair is not practicable or cannot be made timely, then we will refund the unit/component purchase price.

What This Warranty Does NOT Cover

JELD-WEN is not liable for:

- Normal wear and tear; natural weathering of surfaces.
- Normal wear and tear to hardware and naturally occurring changes to hardware finishes (e.g., corrosion or tarnishing).
- Damage caused by chemicals (e.g. brick wash) or a harsh environment (e.g., salt spray or airborne pollutants).
- Product failure due to misuse or abuse; damage caused by failure to provide maintenance, by alteration or modification to the window (e.g. customer applied tints or films, paint finishes, security systems), or as a result of any cause beyond the control of JELD-WEN (e.g. fire, flood, earthquake, other acts of nature, and acts of third parties outside of our reasonable control).
- Glass breakage (except as specifically covered above).
- Slight imperfections or wavy distortions in the glass that don't impair structural integrity. Note: wavy distortions in the glass (e.g. related to laminate interlayer or heat strengthening of glass) are not considered a defect. Slight color variations in glass are not considered a defect.
- Improper installation not in conformance with JELD-WEN installation instructions (note: see www.jeld-wen.com for current installation instructions); operational problems and problems related to water and/or air infiltration/leaking as a result of improper installation or flaws in building design or construction.
- Damage or poor product performance resulting from installation into a condition that exceeds product design standards and/or certified performance specifications and/or is not in compliance with building codes.
- Damage caused by extreme artificial temperature buildup or exposure (e.g., where storm doors/windows are present).
- Product or component performance decline due to aging, inert gas dissipation, natural processes or failure to provide proper maintenance. Note: Other than inert gas loss due to seal failure, the migration of an inert gas, such as argon, is a natural process that occurs over time and is not a defect.
- Screen damage due to normal wear and tear, misuse, abuse, or insect or animal activity (except as specifically covered above).
- Condensation or damage as a result of condensation (Note: unless due to insulating glass failure, most condensation problems are related to excessive humidity levels in a structure. Contact a heating/air conditioning specialist for help).
- Labor and materials for repainting or refinishing activities or the removal or disposal of defective product(s); labor exceeding the time periods specified above.
- Incidental or consequential damage. Some states do not allow the exclusion or limitation of incidental or consequential damages, so this may not apply to you.

Important Legal Information

This Limited Warranty document sets forth our maximum liability for our products. We shall not be liable for special, indirect, consequential, or incidental damages. Your sole and exclusive remedy with respect to any and all losses or damages resulting from any cause whatsoever shall be as specified above. We make no other warranty or guarantee, either express or implied, including implied warranties of merchantability and fitness for a particular purpose to the original purchaser or to any subsequent user of the product, except as expressly contained herein. In the event state or provincial law precludes exclusion or limitation of implied warranties, the duration of any such warranties shall be no longer than, and the time and manner of presenting any claim thereon shall be the same as, that provided in the express warranty stated herein. This Limited Warranty document gives you specific legal rights, and you may have other rights that vary from state/province to state/province.

No distributor, dealer or representative of JELD-WEN has the authority to change, modify or expand this warranty. The original purchaser of this Product acknowledges that they have read this warranty, understand it and are bound by its terms and agrees to provide this warranty to the original owner of the structure into which the Product is installed.

¹ "JELD-WEN Products" shall refer to vinyl window and patio door products (except United Collection products) manufactured in the United States and/or Canada and marketed under the JELD-WEN brand name for use in the United States and/or Canada. See our separate United Collection warranty, or our Export Warranty for applicable coverage on products used outside the United States and Canada.

² "Skilled labor" refers to tasks where specialized technical knowledge, experience, methods or tools are required to properly identify, diagnose and/or correct product-related problems.

³ Fading or changing in color of the applied exterior color finish is not a defect unless it exceeds five (5) E units, calculated in accordance with ASTM D2244, paragraph 6.2. Color change shall be measured on an exposed colored surface that has been cleaned of soils, and the corresponding values measured on the original or unexposed colored surface. Fading or color changes may not be uniform if the surfaces are not equally exposed to the sun and elements. If the above ASTM standards change, the standard in effect at the time of purchase applies. As an option to replacement, we may choose to refinish the product.

© 2010, JELD-WEN, inc. | JELD-WEN and ImpactGard are registered trademarks of JELD-WEN, inc., OREGON, USA.

The JELD-WEN website is your ultimate resource for learning about our reliable windows and doors. It has all the product information and design advice you need. Visit us at jeld-wen.com today.



Official window and door provider of Major League Soccer



JELD-WEN is proud to support a better way to build



Made in the USA

© 2013, 2010 JELD-WEN, inc. This publication and its contents are owned by JELD-WEN, inc. and are protected under the U.S. Copyright Act and other intellectual property laws. All trademarks, service marks, logos, and the like (whether registered or unregistered) are owned or controlled by JELD-WEN, inc. or others. Unauthorized use or duplication of JELD-WEN intellectual property is prohibited.

JELD-WEN reserves the right to change product specifications without notice. Please check our website, jeld-wen.com, for current information.

11-546 10/13 (SB 4M)