

Masonite  
wood door  
collection

 *Masonite*<sup>®</sup>  
the beautiful door™





# Masonite wood door collection

## index

About Masonite's Wood Doors... 4  
Wood Species... 8  
Sliding Door Track Hardware... 10  
French Doors (Wood & Glass)... 10  
Wood Panel Doors... 22  
Louver & Bifold Doors... 26  
Door Specifications... 30

DECORATIVE FRENCH 12 LITE 1 PANEL DOOR SHOWN IN MDF WITH CLEAR GLASS



DECORATIVE FRENCH 1 LITE DOOR SHOWN IN OAK WITH CASHMERE<sup>®</sup> ACRYLIC GLASS



### Timeless Craftsmanship

Since the late 1700s, wood doors have been built with separate components designed to interlock together, known as "stile & rail construction". Today, at Masonite we continue with this time-tested tradition in crafting our Wood Door Collection.





*explore the possibilities of your own design*

**10** wood species  
**44** door styles  
**38** glass options  
**1,000's** of possibilities



1/2 LITE FRENCH OVER 1 PANEL DOORS SHOWN IN MDF WITH CLEAR GLASS

# your home your canvas

## your creativity

Revamp, redo and renovate your home passageways and get a whole new outlook indoors.

- French Doors increase light in any room. Choose from a variety of beautiful design combinations of glass and wood.
- Wood Panel Doors feature traditional and contemporary panel configurations in a range of distinctive wood species.
- Louver Doors enhance the ambience of any room with the added benefit of air ventilation between spaces.
- Bifold Doors accentuate any room with a coordinated look with or without glass in your choice of wood.



Primed  
Finger-Jointed  
Pine or MDF





# Construction of stile & rail doors

Masonite’s Wood Door Collection boasts a variety of high-grade wood species, precision handcrafted using vertical stiles and horizontal rails in your choice of panels and glass, ready to stain or paint.

## design flexibility

Stile & rail construction offers virtually limitless door styles, configurations, panel and sticking profiles.

## environmentally friendly

Masonite is committed to creating beautiful designs without sacrificing the environment, by using wood products from well-managed forests.

## hand-crafted engineering

Stile & rail door construction has distinct joinery and better depth and definition. This results in crisp, clean lines that are architecturally correct. Each door is crafted by hand, ensuring a perfect fit.

## enhanced stability

Because stile & rail doors are built with separate components, the door parts can naturally contract and expand with ambient humidity changes without warping or bending. This is a significant improvement over door manufacturing that involves routing out or stamping a solid piece of wood that is prone to warping. Engineered wood materials are used to enhance structural and environmental performance.



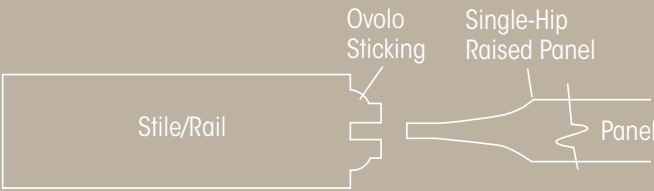
## stile & rail doors defined

- Stile:** vertical pieces of the door
- Rail:** horizontal pieces of the door; includes top, bottom and sometimes lock rails
- Panel:** pieces that fit within the surrounding stile & rail frame that come in different profile designs – single-hip, double-hip and flat
- Mullion:** narrow vertical sections between panels
- Muntin:** slim vertical pieces used to separate panes of glass, grille bar
- Sticking:** the design of the profile edge on the stile and rail; ovolo is carved and rounded; shaker is straight and squared

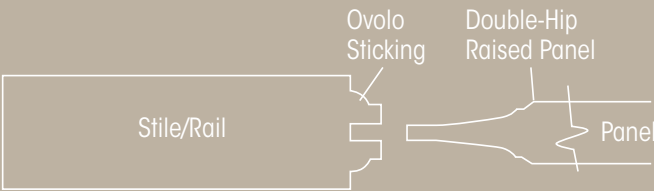
## panel/sticking options



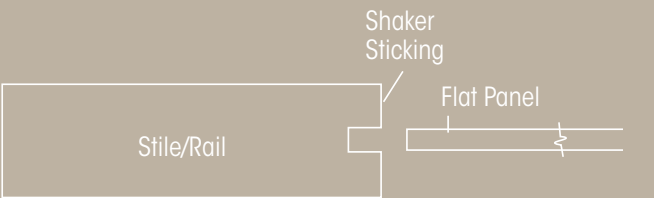
Single-Hip Raised Panel



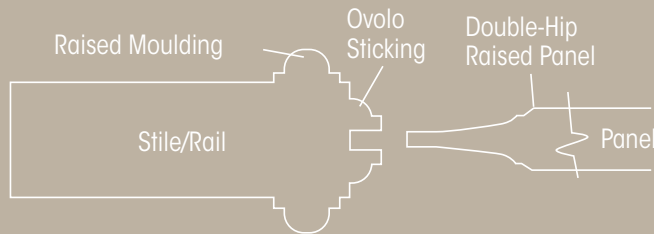
Double-Hip Raised Panel



Shaker Flat Panel



Double-Hip Raised Panel Ovolo Sticking



Raised moulding available only on square-top primed MDF doors.







## Wood Types & Species

The difference between soft and hardwoods is simple – softwood comes from trees with cones and hardwood comes from trees with leaves. Wood species vary in grain color and uniformity.



# Finishing touches

select  
your glass

choose  
your wood  
species

choose  
your style

## staining power

Every wood door can be stained to create a rich custom finish. Hardwoods such as Cherry and Oak feature exquisite grain detail and convey a warm, inviting look in darker stains. The subtle grain detail of Maple in a light stain exudes a more contemporary look. Softwoods, such as pine, have more resins and color variations and are well-suited for casual interiors.



Masonite's Wood Door Collection uses engineered wood materials to enhance structural and environmental performance.



Cherry



Knotty Alder



Oak



Clear Pine



Knotty Pine



Poplar



Hemlock



Maple



Radiata Pine

Primed  
Finger-Jointed  
Pine or MDF

## wood species

### Cherry: Hardwood

One of the richer, more elegant woods with a fine, uniform straight grain and texture. A popular choice for today's home.

### Clear Pine: Softwood

Natural characteristics include an indistinct grain, contrasting color and occasional sap specks, streaks and knots – ideal for a variety of interiors.

### Hemlock: Softwood

A pale brown appearance with reddish hue – hemlock's tight wood grain pattern is sure to enhance any décor and looks great in light to dark stains.

### Knotty Alder: Hardwood

Prominent rustic markings with classic wood knots give knotty alder wood a timeless look that blends nicely in a variety of casual themed interiors.

### Knotty Pine: Softwood

An old-time favorite – the rustic appearance of knotty pine and its imperfect characteristics make it a perfect choice for a country look.

### Maple: Hardwood

Distinguished by its smooth, even and fine grain, maple's light color and sleek look makes it increasingly popular in contemporary interiors.

### Oak: Hardwood

Classic open-grain patterns and noticeable variations in oak's hearty color provide natural warmth with rich texture that coordinates beautifully with any décor.

### Poplar: Hardwood

A versatile member of the magnolia family, poplar's fine texture and grayish sapwood color with greenish brown heart is frequently finished to look like other woods.

### Radiata Pine: Softwood

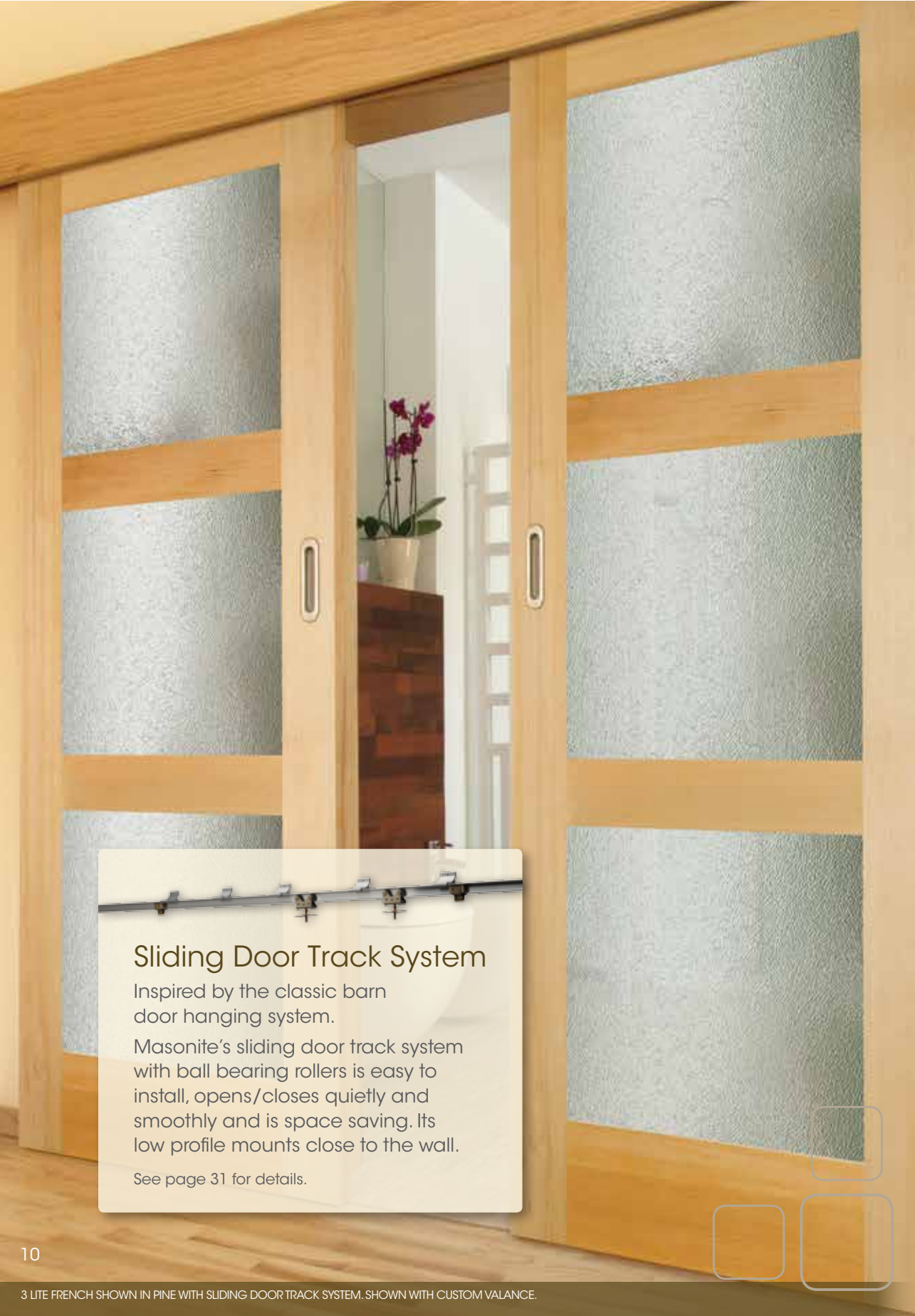
A common-grade wood with light-brown to chestnut-brown hues that captures dark and light stains well, making it an excellent choice for modest designer budgets.

### MDF: Paint Grade

Masonite doors made of smooth MDF composite panels, stiles and rails, come factory-primed and ready to paint.



# French Doors



## Sliding Door Track System

Inspired by the classic barn door hanging system.

Masonite's sliding door track system with ball bearing rollers is easy to install, opens/closes quietly and smoothly and is space saving. Its low profile mounts close to the wall.

See page 31 for details.



*A breath of fresh air for your eyes*

Enhance your home with the ambience of light and the warmth of wood. French Doors create visual interest while maintaining exceptional functionality.

- Offered in 10 distinctive wood species and an array of glass designs
- Select styles available in coordinating bifold doors
- Stain or paint to match your décor





☐ select your glass ☐ choose your wood species ☐ choose your style

door style / lite configurations




door style / lite configurations

- A 1 Lite  
Shown in Clear Pine
- B 5 Lite  
Shown in Cherry
- C 9 Lite  
Shown in Cherry
- D 10 Lite  
Shown in Hemlock
- E 10 Lite Camber-Top  
Shown in Knotty Alder
- F 10 Lite Arch-Top  
Shown in Oak
- G 12 Lite 1 Panel  
Shown in Maple
- H 15 Lite  
Shown in Hemlock
- I 15 Lite Camber-Top  
Shown in Poplar
- J 15 Lite Arch-Top  
Shown in Knotty Pine
- K 3 PaneLite™  
Shown in Hemlock
- L 4 PaneLite™  
Shown in Hemlock
- M 5 PaneLite™  
Shown in Hemlock
- N 2 Panel  
Bottom Panel  
Shown in Oak
- O 3 Panel Mission  
Bottom Panel  
Shown in Cherry



species



Note: See door specifications for species availability

Bifold Options  
Select door styles available  
in coordinating bifolds.






☐ select your glass ☐ choose your wood species ☐ choose your style


clear & textured glass

(tempered safety glass)



- |  |   |  |  |
|--|---|--|--|
| 1 Bevel Glass<br>available doors: C, D, E, F, G, H, I, J | 7 Glacier Glass<br>available doors: All   | 13 Morocco Glass<br>available doors: All                   | 19 Reed as Vertical Glass<br>available door: A, N, O   |
| 2 Clear Glass<br>available doors: All                    | 8 Glue Chip Glass<br>available doors: All | 14 Mosaic Glass<br>available doors: All                    | 20 Screen Glass<br>available doors: All                |
| 3 Corduroy Glass<br>available doors: All                 | 9 Glupo Glass<br>available doors: All     | 15 Nature Glass<br>available doors: All                    | 21 V-Groove Glass<br>available doors: C, D, H          |
| 4 Diamond Glass<br>available doors: All                  | 10 Gothic Glass<br>available door: All    | 16 Niagara Glass<br>available doors: All                   | 22 White Celcius Glass<br>available doors: All         |
| 5 Fontana Glass<br>available doors: All                  | 11 Jungle Glass<br>available doors: All   | 17 Oceanic Glass<br>available doors: All                   | 23 White Satin Glass<br>available doors: All           |
| 6 Forest Glass<br>available doors: All                   | 12 Mirror<br>available doors: All         | 18 Reed as Horizontal Glass<br>available doors: B, K, L, M | 24 White Delta Sandblast Glass<br>available doors: All |

4 PANELITE DECORATIVE FRENCH DOOR WITH MOSAIC GLASS







☐ select your glass ☐ choose your wood species ☐ choose your style



ONE LITE DECORATIVE FRENCH DOOR WITH SUMMIT™ GLASS

species



themed & patterned glass



- A Highlander™
- B Summit™
- C Wysteria™
- D Jasmine™
- E Annapolis™
- F Pantry
- G Wine Cellar
- H Laundry
- I Thermoformed

## dimensions

designs A-E

thickness

1-3/8" all doors,  
1-3/4" only Clear Pine  
& Primed MDF

width

24", 28", 30", 32", 36"

height

6'8", 7'0"

designs F-H

thickness

1-3/8" all doors,  
1-3/4" excludes Radiata

width

24", 28", 30", 32", 36"

height

6'8", 7'0"

design I

thickness

1-3/8" all doors,  
1-3/4" only Clear Pine  
& Primed MDF

width

24", 30", 32", 36"

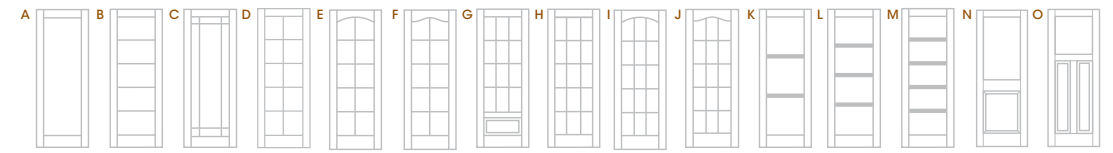
height

6'8", 7'0"






select your glass ☐  
choose your wood species ☐  
choose your style ☐



muntin / lite



- A Wood**  
Shown in Oak  
available heights: 80", 84", 96" heights  
9 Lite in 96" height comes  
with bottom panel  
available colors: all 10 wood species
- B Brass or Zinc**  
Shown in Soldered Brass  
available heights: 80", 84" heights  
24", 30", 32", 36" beveled glass only  
available color: zinc
- C SpectraWeld™ \***  
Match your oil rubbed  
bronze hardware  
available heights: 80", 84" heights  
24", 28", 30", 30", 32", 36"  
10 & 15 Lite clear glass only
- D V-Grooved Glass**  
available heights: 80", 84", 96" heights  
9 Lite in 96" height comes  
with bottom panel  
available widths:  
5 Lite: 18"  
10 Lite: 24"  
10 or 15 Lite: 28", 30", 32", 36"  
9 Lite: 24", 28", 30",  
32", 36"


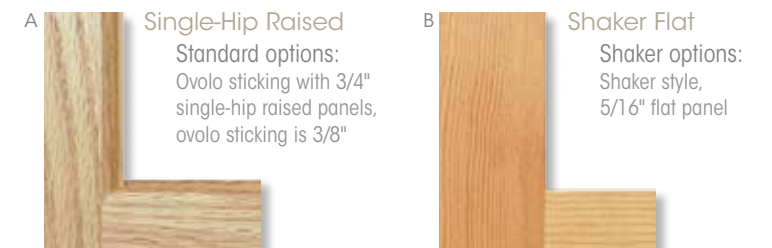


- E Anodized Aluminum**  
available colors:  
E1 black  
E2 gold  
E3 silver  
available heights:  
80", 84" heights  
24", 30", 32", 36"  
beveled glass only

door style / lite configurations

- A 1 Lite**  
**Glass Options**  
■ All clear textured glass designs  
■ All acrylic and themed or decorative glass options  
■ Mirror (2 sides)  
**Muntin Options**  
■ N/A  
**Sticking Options**  
■ Shaker or ovolo
- B 5 Lite Horizontal**  
**Glass Options**  
■ All clear textured glass designs  
**Muntin Options**  
■ Wood bars  
**Sticking Options**  
■ Shaker or ovolo
- C 9 Lite**  
**Glass Options**  
■ All clear textured glass designs  
**Muntin Options**  
■ Wood bars  
■ V-groove (no bars only v-groove)  
**Sticking Options**  
■ Ovolo
- D 10 Lite**  
**Glass Options**  
■ All clear textured glass designs  
**Muntin Options**  
■ Wood bars  
■ Soldered brass or zinc (beveled clear glass only)  
■ Anodized aluminum gold (beveled clear glass only – must be specified)  
■ SpectraWeld (beveled clear glass only)  
■ V-groove (no bars only v-groove)  
**Sticking Options**  
■ Ovolo  
note: 12" – 18" has 5 lites
- E 10 Lite Camber Top**  
**Glass Options**  
■ All clear textured glass designs  
**Muntin Options**  
■ Wood bars  
**Sticking Options**  
■ Ovolo  
note: 12" – 18" has 5 lites
- F 10 Lite Arch Top**  
**Glass Options**  
■ All clear textured glass designs  
**Muntin Options**  
■ Wood Bars  
**Sticking Options**  
■ Ovolo  
note: 12" – 18" has 5 lites
- G 12 Lite over 1 Panel**  
**Glass Options**  
■ All clear textured glass designs  
**Muntin Options**  
■ Wood Bars  
**Sticking Options**  
■ Ovolo  
note: 12" – 18" has 4 lites  
20" – 26" has 8 lites
- H 15 Lite**  
**Glass Options**  
■ All clear textured glass designs  
**Muntin Options**  
■ Wood bars  
■ Soldered brass or zinc (beveled clear glass only)  
■ Anodized aluminum gold (beveled clear glass only – must be specified)  
■ SpectraWeld (beveled clear glass only)  
■ V-groove (no bars only v-groove)  
**Sticking Options**  
■ Ovolo  
note: 12" – 18" has 5 lites  
20" – 26" has 10 lites
- I 15 Lite Camber Top**  
**Glass Options**  
■ All clear textured glass designs  
**Muntin Options**  
■ Wood bars  
**Sticking Options**  
■ Ovolo  
note: 12" – 18" has 5 lites  
20" – 26" has 10 lites
- J 15 Lite Arch Top**  
**Glass Options**  
■ All clear textured glass designs  
**Muntin Options**  
■ Wood bars  
**Sticking Options**  
■ Ovolo  
note: 12" – 18" has 5 lites  
20" – 26" has 10 lites
- K 3 PaneLite**  
**L 4 PaneLite**  
**M 5 PaneLite**  
**N 2 PaneLite Bottom Panel**  
**O 3 PaneLite Mission Bottom Panel**  
**Glass Options**  
■ All clear textured glass designs  
■ All three acrylic designs  
**Muntin Options**  
■ Wide wood rails only  
**Sticking Options**  
■ Shaker or ovolo

sticking



species

\*SpectraWeld technology is a unique system utilizing revolutionary composite material that bonds to the glass and simulates caming.





☐ select your glass ☐ choose your wood species ☐ choose your style

spectraweld™ technology glass



- A Piedmont™  
shown in clear glass
- B Stone Creek™  
shown in clear glass
- C Centennial 15™  
shown in clear glass
- D Centennial 10™  
shown in clear glass
- E Mondrian™  
shown in clear & opaque glass

acrylic G-I

- F Cashmere™
- G Jacquard™
- H Tapas™

### dimensions

designs A-E

thickness

1-3/8" all doors,  
1-3/4" only Clear  
Pine & Primed  
MDF

width

24", 28", 30",  
32", 36"

height

6'8", 7'0"

designs F-H

thickness

1-3/8" all doors,  
1-3/4" excludes  
Radiata

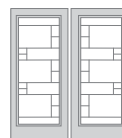
width

24", 28", 30",  
32", 36"

height

6'8"

\*Left and right  
designs offered  
for Mondrian (left  
door shown).



Mondrian

acrylic inserts



## eastern influence

A striking fusion of natural textiles & artisan design

Transform any room in your home with inviting textures and compelling interplay of light and shadow with our new line of natural fabrics captured in acrylic paneled doors. Three exquisite designs offered in your choice of wood present an excellent solution for casual spaces and private retreats.

These new natural décor panels are produced using hand-applied techniques. Fabric layout and coverage will vary slightly with each door panel due to the artisan nature of the manufacturing process. Natural materials may change color over time and may vary in size, shape, color and texture within a single panel.

**Cashmere™:** Understated elegance of refined, slubbed-linen dresses this alluring panel. Intricately woven fabric is infused with silk, cotton and reeds resulting in a textural horizontal pattern to inspire any décor.

**Jacquard™:** Light dances through the tranquil lines of the sophisticated rawness of this linen style panel. Its exceptional appearance is tailor-made for any interior doorway in the home.

**Tapas™:** Appealing textile design is hand-made with an organic, raffia-like, open weave that captures natural and ambient light for a dramatic effect, making it an exceptional focal point for any room.

Cashmere™

Jacquard™

Tapas™



FRENCH 1 LITE SHOWN IN KNOTTY  
ALDER WITH TAPAS™ GLASS



# Wood Panel Doors



*Fabulous form & function for the home*

Imagine a space that brings the balance of stunning architecture with practical living – then make it real with your own design of Masonite Wood Panel Doors.

- Options abound with this exquisite collection of wood panel and sticking designs
- Select styles available in coordinating bifold doors
- Stain or paint to match your décor






panel configurations



- A 1 Panel Shaker  
Shown in Cherry
- B 1 Panel Chalkboard\*  
Shown in Oak
- C 2 Panel  
Shown in Oak
- D 2 Panel Chalkboard\*  
Shown in Maple
- E 2 Panel Plank  
Shown in Knotty Alder
- F 2 Panel Plank  
Camber-Top  
Shown in Knotty Alder
- G 2 Panel Camber-Top  
Shown in Knotty Alder
- H 2 Panel Arch-Top  
Shown in Poplar
- I 3 Panel  
Shown in Cherry
- J 3 Panel Camber-Top  
Shown in Maple
- K 3 Panel Arch-Top  
Shown in Poplar
- L 3 Panel Equal  
Shown in Hemlock
- M 3 Panel Mission  
Shown in Cherry
- N 4 Panel  
Shown in Knotty Pine
- O 4 Panel Camber-Top  
Shown in Hemlock
- P 4 Panel Arch-Top  
Shown in Clear Pine
- Q 5 Panel  
Shown in Oak
- R 5 Panel Camber-Top  
Shown in Hemlock
- S 5 Panel Arch-Top  
Shown in Knotty Pine
- T 5 Panel Equal Shaker  
Shown in Maple
- U 6 Panel  
Shown in Radiata Pine

\*Chalkboard is also magnetic.

species



panel / sticking



- A Single-Hip  
Raised Panel  
**Standard options:**  
Ovolo sticking with 3/4" single-hip or double-hip raised panels, ovolo sticking is 3/8", available on all panel designs
- B Double-Hip  
Raised Panel  
**Standard options:**  
Double-hip is only available in Cherry, Maple and Oak. Consult price book for upcharge.
- C Shaker Flat Panel  
**Shaker options:**  
Shaker style, 5/16" flat panel, available on all panel designs



Select door styles available  
in coordinating bifolds

1 PANEL CHALKBOARD  
SHOWN IN PINE



# Louver & Bifold Doors



PLANTATION FULL LOUVER DOOR & BIFOLD SHOWN IN FINGER JOINTED PINE PRIMED




*Open and airy builds character*

Practical elements and classic designs make Masonite Louver Doors an ideal choice for air ventilation and visual inspiration between rooms.

- Quality louver construction for years of enjoyment
- Coordinate your home with appealing space-saving bifolds
- Pre-sanded and ready to stain or paint to match your décor



PLANTATION FULL LOUVER BIFOLD SHOWN PRIMED







3 PANEL BIFOLDS SHOWN IN HEMLOCK

## Match your passageway door with coordinating **Bifolds**

Select door styles shown throughout this brochure are available in coordinating bifolds. See charts on page 30 for more details.

### Other Traditional & Mirror Bifolds Available

traditional & mirror bifolds



- T Tiffany  
Panel Bottom
- U Hampton  
Panel Bottom
- V Riviera  
Panel Bottom
- W Balmoral  
Panel Bottom Only  
Mirror
- X Winter Frost  
Panel Bottom
- Y Reflections  
Panel Bottom Only  
Mirror Sections

#### dimensions

designs T-Y

thickness  
1-1/8"

width  
24", 30", 32", 36"

height  
6'8"

All Decorative Glass models, with the exception of the Balmoral (W), are available with either solid pine panels or louver panels. Every glass panel is wrapped in plastic before framing to make the door easy to finish. Paint or stain then when dry simply trim the plastic from the glass.

### *Functional and unique space savers*











































































Endless possibilities in bifold designs are sure to complete your room décor.

- Ideal for limited opening areas
- Offered in a range of styles
- Pre-sanded and ready to stain or paint



FRENCH DOORS	DOORS															BIFOLDS							
	12"	14"	15"	16"	18"	20"	22"	24"	26"	28"	30"	32"	34"	36"	24"	28"	30"	32"	36"	48"	60"	72"	
1 Lite	✓	✓	✓	✓	✓	✓	✓	✓	✓	✓	✓	✓	✓	✓	✓	✓	✓	✓	✓	✓	✓	✓	
2 Panel Lite™ Bottom Panel	✓	✓	✓	✓	✓	✓	✓	✓	✓	✓	✓	✓	✓	✓	✓	✓	✓	✓	✓	✓	✓	✓	
3 Panel Lite™ Equal	✓	✓	✓	✓	✓	✓	✓	✓	✓	✓	✓	✓	✓	✓	✓	✓	✓	✓	✓	✓	✓	✓	
3 Panel Lite™ Mission Bottom Panel	✓	✓	✓	✓	✓	✓	✓	✓	✓	✓	✓	✓	✓	✓	✓	✓	✓	✓	✓	✓	✓	✓	
4 Lite w/Panel Bottom	✓	✓	✓	✓	✓																		
4 Panel Lite™ Equal	✓	✓	✓	✓	✓	✓	✓	✓	✓	✓	✓	✓	✓	✓	✓	✓	✓	✓	✓	✓	✓	✓	
5 Lite	✓	✓	✓	✓	✓	✓	✓	✓	✓	✓	✓	✓	✓	✓	✓	✓	✓	✓	✓	✓	✓	✓	
5 Lite V-Groove					✓																		
5 Panel Lite™ Equal	✓	✓	✓	✓	✓	✓	✓	✓	✓	✓	✓	✓	✓	✓	✓	✓	✓	✓	✓	✓	✓	✓	
8 Lite w/Panel Bottom						✓	✓	✓	✓	✓	✓	✓	✓	✓	✓								
9 Lite								✓	✓	✓	✓	✓	✓	✓									
9 Lite V-Groove								✓	✓	✓	✓	✓	✓	✓									
10 Lite						✓	✓	✓	✓	✓	✓	✓	✓	✓	✓	✓	✓	✓	✓	✓	✓	✓	
10 Lite Arch-Top								✓	✓	✓	✓	✓	✓	✓	✓								
10 Lite Camber-Top								✓	✓	✓	✓	✓	✓	✓	✓								
10 Lite V-Groove								✓	✓	✓	✓	✓	✓	✓	✓								
10 Lite Anodized Aluminum								✓	✓	✓	✓	✓	✓	✓	✓								
12 Lite w/Panel Bottom										✓	✓	✓	✓	✓									
15 Lite										✓	✓	✓	✓	✓	✓								
15 Lite Arch-Top										✓	✓	✓	✓	✓	✓								
15 Lite Camber-Top										✓	✓	✓	✓	✓	✓								
15 Lite V-Groove										✓	✓	✓	✓	✓	✓								
15 Lite Anodized Aluminum										✓	✓	✓	✓	✓	✓								

[illegible]

	LOUVER DOORS																							
																								
	6'8" Standard Louver		6'8" Plantation Louver		7'0" Standard Louver		7'0" Plantation Louver		8'0" Standard Louver		8'0" Plantation Louver		8'0" Standard Louver		8'0" Plantation Louver		8'0" Standard Louver		8'0" Plantation Louver		8'0" Standard Louver		8'0" Plantation Louver	
	Full Louver		Half Louver		Full Louver		Half Louver		Full Louver		Half Louver		Full Louver		Half Louver		Full Louver		Half Louver		Full Louver		Half Louver	
Radiata Pine																								
MDF																								
Clear Pine																								
Oak																								
Available as Blind																								
6'8"																								
7'0"																								
8'0"																								

**Glass Safety:**  
U.S. safety regulations require the use of tempered safety glass. All Masonite glazed products meet Consumer Product Safety Commission Federal Standards.

**Performance Warranty:**  
Stile & rail wood doors by Masonite come with a limited one-year warranty. For more details visit [www.masonite.com](http://www.masonite.com).

## Door Care:

- Doors must be stored flat and fully protected against humidity. When doors are moved, they must be lifted, eliminating any sliding of one door on another.
- In order not to change the door's balance, a maximum of 1/2" may be removed on its width (1/4" on each side). Any modification to the door's height must not exceed 1" and should be removed from the bottom rail only.
- When the door is hung, a good quality sealant must be applied immediately to minimize humidity absorption. Special attention must be given to finish all six sides of the door, including the top and bottom of the door. Doors must be finished on all sides to have a valid warranty.

\*Standard specification  
 Raised mounding option not available on 6 panel  
 Wide (5-3/16") stiles standard on  
 doors with raised mounding  
 Note: 3 panel mission, 4-, 5-, 6 panel designs  
 are one panel wide on 1'0" - 1'10" doors  
 DH = Double-hip raised panel  
 SH = Single-hip raised panel  
 CB = Chalkboard  
 Double-hip is only available in Cherry, Maple and Oak. Stile and  
 rail dimensions do not include sticking. Ovolo sticking is 3/8".  
 \*Rail dimensions are for 6'8" doors only. Please contact  
 your Masonite Dealer for 7'0" and 8'0" rail dimensions.



Visually impact smaller rooms with larger doors. Sliding door hardware adds a unique style to interior door openings and creates custom living spaces when and where needed. A great solution to traditional pocket doors that require unobstructed wall space.

- Available on all French and Wood Panel doors
- Tubular track made of aluminum in mill finish
- Accommodates 1-3/8" thick slabs
- Track lengths: 48", 60", 72", and 96" and can be cut to fit smaller size openings
- Weight limit: 300 lbs
- Sliding door system includes I-Beam track and adjustable rollers (2 per door), brackets, track stops, door guides, tools for assembly of hardware (hex wrench, and adjustment wrench)





# Masonite's commitment

At Masonite, employees from all parts of the Company – sales, marketing, research and development, customer service and manufacturing – understand that people love their homes. In the past, homes were purchased to meet functional needs.

Today, homes are purchased to meet specific lifestyles and to satisfy the need to create multiple living environments within a single home. To meet these lifestyle needs, Masonite is continually creating new and innovative products that will make every home more beautiful, more valuable and more enjoyable. With the ultimate goal of adding beauty and value to every home,

Masonite's products are designed and constructed to exacting standards and specifications. All materials – wood, fiberglass, steel or composites – are engineered and carefully selected to ensure lasting durability and timeless performance. For individuals who are building, renovating or redecorating, Masonite products are certain to beautify and accentuate a wide array of architectural home styles.



WOOD PANEL 1 PANEL SHAKER SHOWN IN CHERRY

cover image  
front doors 1 Lite Decorative French door  
shown in MDF with Vertical Reed glass



Masonite Helpline: 1-800-663-DOOR (1-800-663-3667)  
9 a.m. to 5 p.m. Monday through Friday, EST

Masonite®, "Masonite. The Beautiful Door.™", Explore the Beautiful Door®, Mondrian®, Stone Creek®, Jasmine®, Centennial 15®, Centennial 10®, Piedmont®, Highlander®, Summit®, Wysteria®, Annapolis®, Cashmere®, Jacquard®, Tapas® and SpectraWeld® are trademarks of Masonite International Corporation. Please check with your Masonite dealer or distributor for current warranty terms and conditions. Our continuing program of product improvement makes specification, design and product detail subject to change without notice. 5/13 PRINTED IN THE USA ©2013 by Masonite International Corporation

